

Decarbonizing California

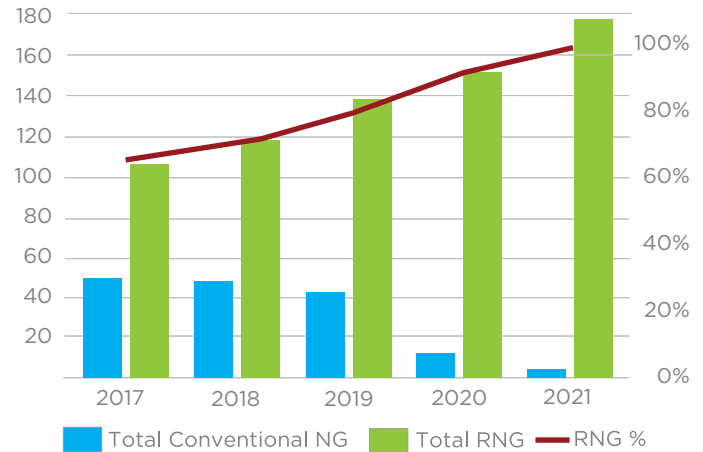
with
Renewable
Natural Gas
Transportation



For the second consecutive year, California fleets fueled with in-state bio-CNG were **carbon negative for 2021**, based on an annual average carbon intensity score of **-44.4 gCO₂e/MJ**. Biomethane sourced from dairy digesters, local landfills, wastewater treatment plants, commercial food waste facilities, and agricultural operations provides the most affordable and proven solution to decarbonize medium- and heavy-duty transportation today.

Note: California Air Resources Board (CARB), LCFS Pathway Certified Carbon Intensities.

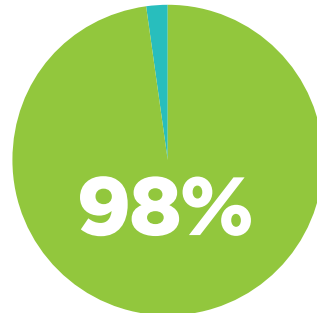
RNG Growth in California in Diesel Gallon Equivalents (DGEs)



Carbon free fueling now...

2021 CA NGV Fuel Use 178.37 Million DGE Total

In 2021, **98%** of all on-road fuel used in natural gas vehicles in California was RNG



RNG use as a transportation fuel in California has increased **163%** over the last five years. In 2021 alone, RNG use resulted in the displacement of **2.78 million metric tons** of carbon dioxide equivalent (CO₂e), equivalent to **removing 600,145 gasoline-powered cars** from California roadways for one year.

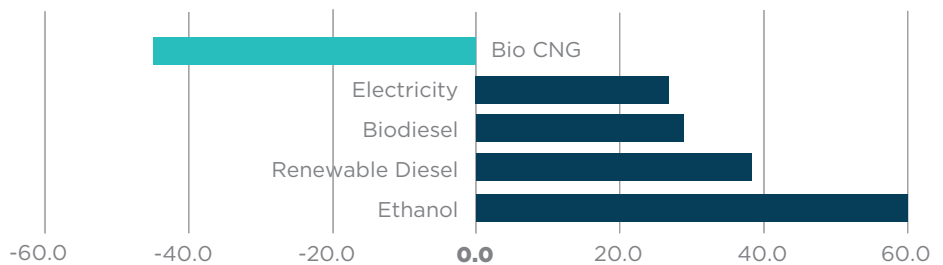
Note: DGE = diesel gallon equivalent. Natural gas volumes and emission reductions calculated using figures available from CARB's Low Carbon Fuel Standard Reporting Tool Quarterly Summary at <https://ww3.arb.ca.gov/fuels/lcfs/lrtqsummaries.htm>.



Fuel Up on Fact:
at **-44.4**, bio-CNG holds the lowest carbon intensity of any clean fuel option on California roadways today.

Note: California Air Resources Board (CARB), LCFS Pathway Certified Carbon Intensities

CA LCFS 2021 Renewable Fuels Average CI Score



Note: bio-LNG not listed as it accounts for less than 2% of all RNG used in on-road vehicles. Data from CARB's LCFS Quarterly Data Summary for 2021.

Report produced October 2022 by:



Supporting Partners:



CALIFORNIA
NATURAL GAS VEHICLE
PARTNERSHIP



California Natural
Gas Vehicle Coalition